

AUSSIE TRAVELLER PTY LTD

Incorporated in Queensland A.C.N. 010 809 168 A.B.N. 81 010 809 168

Checking your Door Lock Operation

These steps below guide you through recognizing the required adjustment needed.

1. Separate inner door and outer door.
2. Lock your door outside the frame.
3. Press the silver trip switch just below main plastic tongue. Main plastic tongue will pop out to extend out further. Fig1
4. Turn handles outwards. Top and bottom tongue will extend out of door. Fig2
5. Turn the barrel and lock the door. You should hear a solid click. Fig3
Your door is now locked outside of the frame. The tongue on the edge of the door will not want to go back in now.



Fig1




Fig2



Fig3

6. Now close your door against the frame and with a pencil trace around all plastic tongues. Fig 4
7. Check all the plastic tongues have a minimum 2mm clearance in the hole on the edge of the door frame (Fig5). Adjust if required.
8. Check all the plastic tongues can go in the depth required (Fig6). Adjust if required.

HEAD OFFICE AND FACTORY:
PO Box 126 Clontarf Beach QLD 4019
11-15 Oasis Court, Clontarf, QLD 4019
Phone : 07 3284 3284 Fax : 07 3284 5969
E-mail : enquiries@aussietraveller.com.au

www.aussietraveller.com.au

MELBOURNE SHOW ROOM
PO Box 563 Somerton Vic 3062
34-36 Merola Way, Campbellfield VIC
Ph: 03 9357 6565 Fx: 03 9357 6515
E-mail: info@aussietraveller.com.au

I00095A1/2

AUSSIE TRAVELLER PTY LTD

Incorporated in Queensland A.C.N. 010 809 168 A.B.N. 81 010 809 168



Fig4



Fig5



Fig6

Note- Silver trip switch just below main plastic tongue tells the center lock mechanism that the door is closed away in the frame, and it is ok to lock.

***If the trip switch is **not pushed in enough** by striker plate it will not allow the door to be locked.

9. Check the trip switch is contacting frame by enough to see the pencil lines on the plastic tongue.
Fig 7 & 8 . Adjust if required.




Fig 7




Fig 8

- Note – Improperly fitted doors and can lead to reliability problems or early failure of lock mechanism. This is not a door failure but a fitting issue resulting in lock failure.

HEAD OFFICE AND FACTORY:
PO Box 126 Clontarf Beach QLD 4019
11-15 Oasis Court, Clontarf, QLD 4019
Phone : 07 3284 3284 Fax : 07 3284 5969
E-mail : enquiries@aussietraveller.com.au

www.aussietraveller.com.au

MELBOURNE SHOW ROOM
PO Box 563 Somerton Vic 3062
34-36 Merola Way, Campbellfield VIC
Ph: 03 9357 6565 Fx: 03 9357 6515
E-mail: info@aussietraveller.com.au

I00095A2/2